





Best Eighties Band – UK Statistics

Four music fans are debating who the best or most successful bands were in the UK during the 1980s. They have collected the information below on the bands but need help analysing it. That's where you come in...

Question	Aha	Depeche Mode	Frankie Goes To Hollywood	Madness
Picture:				
Number of singles:	12	23	7	19
Singles' chart positions:	2, 1, 8, 5, 8, 5, 13, 5, 5, 25, 11, 13	57, 11, 8, 6, 12, 18, 13, 6, 21, 4, 9, 16, 18, 18, 15, 28, 17, 16, 22, 21, 60, 22, 13	1, 1, 1, 2, 4, 19, 28	3, 4, 7, 4, 7, 4, 14, 1, 4, 5, 8, 2, 5, 11, 17, 18, 21, 35, 18
Number of albums:	3	7	2	5
Albums' chart positions:	2, 2, 2	10, 8, 6, 5, 4, 10, 5	1, 5	2, 5, 10, 6, 16
Compilation albums:	-	1	-	2
Chart position:	-	6	-	1, 29
Approximate worldwide sales (up to 2015) to the nearest million:	80,000,000	100,000,000	40,000,000	75,000,000
Years they released material:	1985, 1986, 1987, 1988	1981, 1982, 1983, 1984, 1985, 1986, 1987, 1988, 1989	1983, 1984, 1985, 1986, 1987	1980, 1981, 1982, 1983, 1984, 1985, 1986

Make sure that you show and explain all your calculations.

Potential Answers (rounded to 3dp where required):

Calculation	Aha	Depeche Mode	Frankie Goes To Hollywood	Madness
Singles chart position: mean	8.417	18.739	8	9.895
Singles chart position: median	6.5	16	2	7
Singles chart position: interquartile range	$12 - 5 = 7$	$21 - 11 = 10$	$19 - 1 = 18$	$17 - 4 = 13$
Albums chart position: mean	2	6.857	3	7.8
Single releases per year	3	2.556	1.4	2.714
Mean sales per release (all releases ÷ total sales)	5.333 million	2.702 million	4.444 million	2.885 million