

● My Black Dots ●

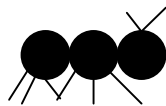

Here is a Writing extension for the Count-up book Ten Black Dots by Donald Crews. (You don't have to have this book to do this activity but almost every school or public library has it.)

Read the book aloud to your students. It offers many ideas on how black dots can be used to create part of an illustration. After reading it several times, brainstorm with your students (recording on chart paper) all of their ideas. You might have them close their eyes and visualize their bedroom or family room. One of our students said, "Oh, Micky Mouse uses 2 dots for his big ears!" (Look at the photographs of student work and a Class Book Cover for additional examples located on our Writing page.)

● The book is NOT written with the sentence frame format we used for this writing extension. We chose this frame (**My ____ (number word) black dots can make _____.**) but you could select another sentence frame if you want. We have provided BOTH a blank template with handwriting lines AND two that have the sentence frame already printed on them. (One is **singular** and the other is **plural**) Ex. My 3 black dots can make an ant. ●

The BLANK one can be used in the following ways:

- *Create a different sentence frame before reproducing for your students Ex. I used my ___ dots to draw a _____.
- *The students write the complete sentence frame provided by you or use ours.
- *The students CREATE their own complete sentence to go with their illustration using both number and BLACK dot(s)

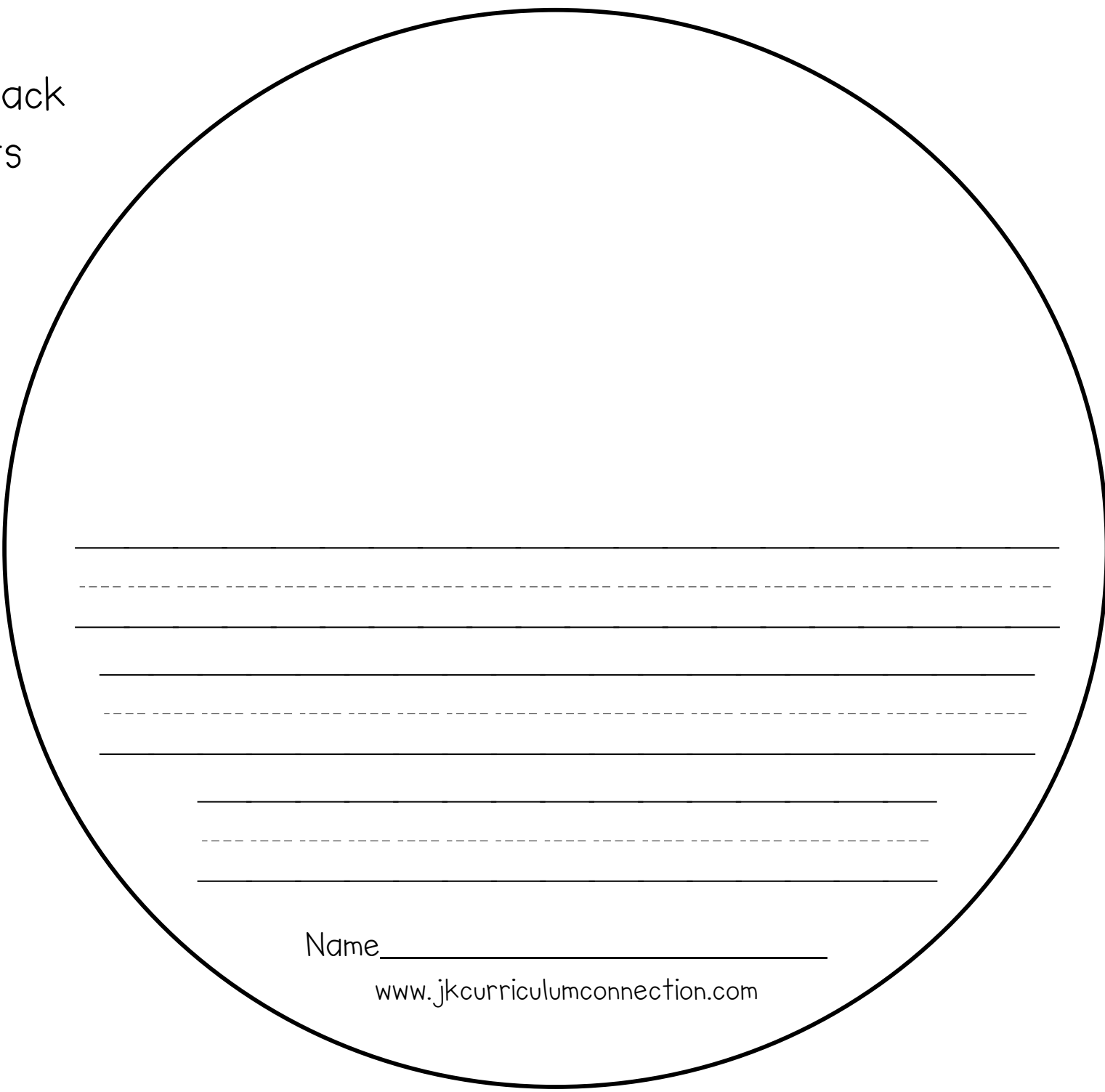


We used black sticky dots from the store
(Office supply stores have many choices of sizes and colors)

We limited our students to no more than 5 dots because we
found that TOO MANY dots caused the details of their
pictures to be lost as they overlapped the dots.

Enjoy our
writing
activity!
Jackie &
Kylene

My Black Dots



Four sets of handwriting practice lines (solid top line, dashed middle line, solid bottom line) arranged in a descending staircase pattern within a large circle.

Name _____

www.jkcurriculumconnection.com


My ____ black dot can make

Name _____

My _____ black dots can make

Name _____

www.jkcurriculumconnection.com



Thank you for visiting our website.
We LOVE creating resources for teachers!

If you enjoyed this product, be sure to visit our store at
<http://www.teacherspayteachers.com/Store/JK-Curriculum-Connection>
for additional FREE downloads and an opportunity to purchase any of the
products shown on our website!

Jackie & Kylene

©🎵 JK Curriculum Connection 🎵