
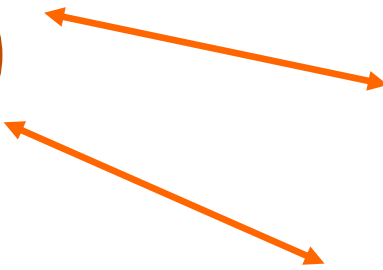


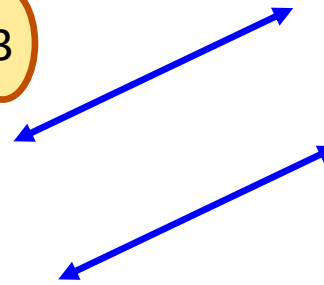
1




2



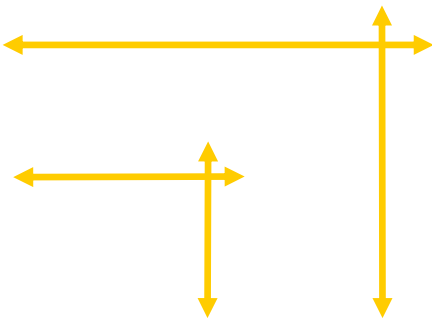
3



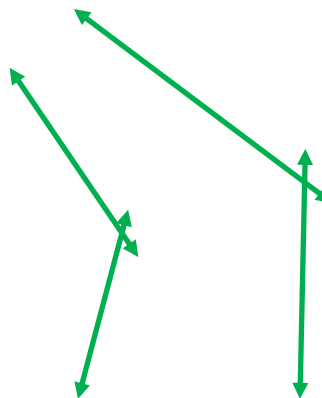
4



5



6



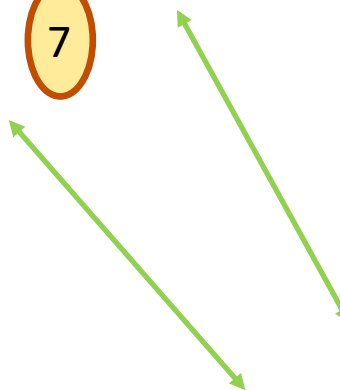
I'm sure that some of these lines are horizontal or vertical, but I have forgotten which ones. Can you tell me?



Can you help me prepare for this race?
I need you to tell me if the lines of the race track are perpendicular, parallel or neither!!
Remember that some might have more than one answer!



7



8

