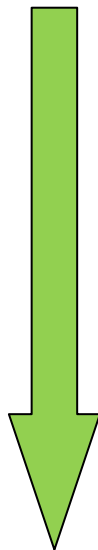


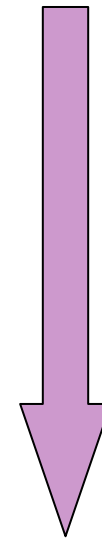
Do NOT use a calculator!

Nice and easy




6
x 20
+ 1
÷ 11
x 12
- 6
÷ 9
- 5
x 30
- 81
Answer =

Bit more to it



$1 \frac{3}{4}$
x 300
÷ 15
x 4
5 % of it
Times itself
+ 17
4/11 of it
x 25
3/5 of it
Answer =

Challenging



34
14/17 of it
x $2 \frac{1}{4}$
x 30
20 % of it
+ 12
5/26 of it
x 20
8 % of it
Plus 17 1/2 % of it
Answer =



## Nice and easy



6
$6 \times 20 = 120$
$120 + 1 = 121$
$121 \div 11 = 11$
$11 \times 12 = 132$
$132 - 6 = 126$
$126 \div 9 = 14$
$14 - 5 = 9$
$9 \times 30 = 270$
$270 - 81 = 189$
Answer = 189



## Bit more to it

$1 \frac{3}{4}$
$1 \frac{3}{4} \times 300 = 525$
$525 \div 15 = 35$
$35 \times 4 = 140$
$(\frac{5}{100}) \times 140 = 7$
$7 \times 7 = 49$
$49 + 17 = 66$
$(\frac{4}{11}) \times 66 = 24$
$24 \times 25 = 600$
$(\frac{3}{5}) \times 600 = 360$
Answer = 360



## Challenging



34
$(\frac{14}{17}) \times 34 = 28$
$28 \times 2 \frac{1}{4} = 63$
$63 \times 30 = 1890$
$20 \div 100 = 0.2 \times 1890 = 378$
$378 + 12 = 390$
$(\frac{5}{26}) \times 390 = 75$
$75 \times 20 = 1500$
$8 \div 100 = 0.08 \times 1500 = 120$
$17.5 \div 100 = 0.175 \times 120 = 21 + 120 = 141$
Answer = 141

