

# RAPP



READING AND PARENTS PROGRAM

## Pack

### **We All Went on Safari**

Written by Laurie Krebs

Illustrated by Julia Cairns

**Multicultural RAPP**



## Reading Hints for **We All Went on Safari**

- This is a counting book. Try saying the numbers in Swahili on each page. The back of the book tells you how to say the numbers.
- Ask your child to listen for the name of the child on each page. The back pages of the book tell you how to say them.
- Ask your child to tell you what the animals are doing on each page. (Example: “The lions are yawning.”)



## Language Hints for **We All Went on Safari**


These language activities are short but they involve thinking and talking.

- After several readings, pause before you say the number word and let your child fill in the blank.
- Safari starts with the letter “s”. While reading the book, ask your child to listen for the “s” sound.
- Many names have special meanings. The meanings of the children’s names in *We All Went on Safari* are shown in the back of the book. Do you know what your name and your child’s name means? Talk about the meanings with your child.



## Math Hint for **We All Went on Safari**

- Find some spoons and forks. Have your child arrange them in a repeating pattern. (Example: fork, fork, spoon, fork, fork, spoon.)



## Poetry for **We All Went on Safari**



### An Elephant Goes Like This and That

An elephant goes like this and that  
(Sway child from side to side)

He's terribly big and he's terribly fat  
(Stretch child's arms way out and way up)

He's got no fingers and he's got no toes  
(Wiggle child's fingers and toes)

But goodness, gracious, what a nose!  
(Wiggle her nose, pretending it's very long)



### I'm a Little Lion

*(tune of I'm a Little Teapot)*

I'm a little lion,  
Small and bright,  
(pretend to be a little lion)

Here is my left paw,  
(hold out your left hand)

Here is my right.  
(hold out your right hand)

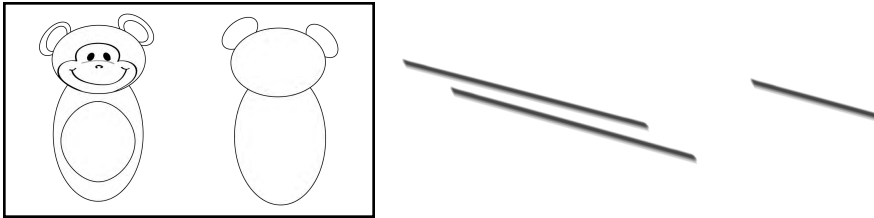
I wave them up and down  
with all my might,  
(wave your hands around)

Then snuggle down and say,  
"Goodnight".  
(pretend to fall asleep)

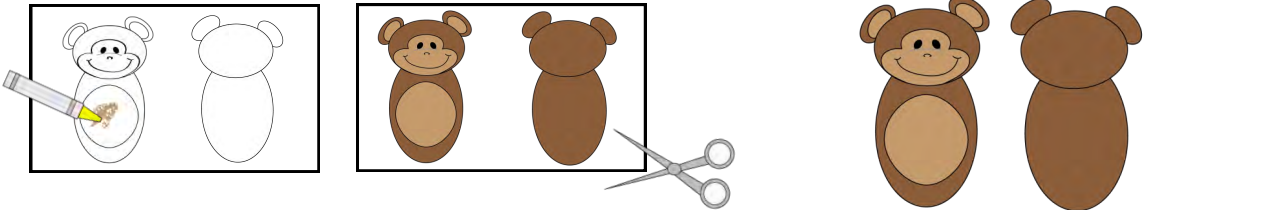
## Craft for **We All Went on Safari**

### Bendy the Monkey

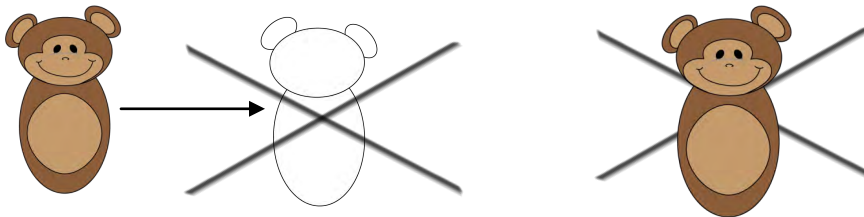
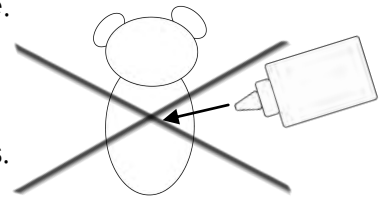
In your pack, you have a piece of paper with a monkey shape on it, two long pipe cleaners and a small piece of a pipe cleaner.



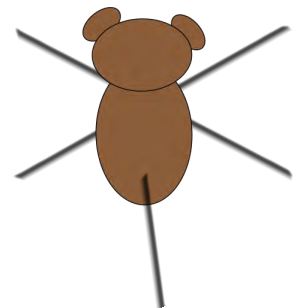

- Colour the front and back of the monkey. Cut out the front and back pieces.



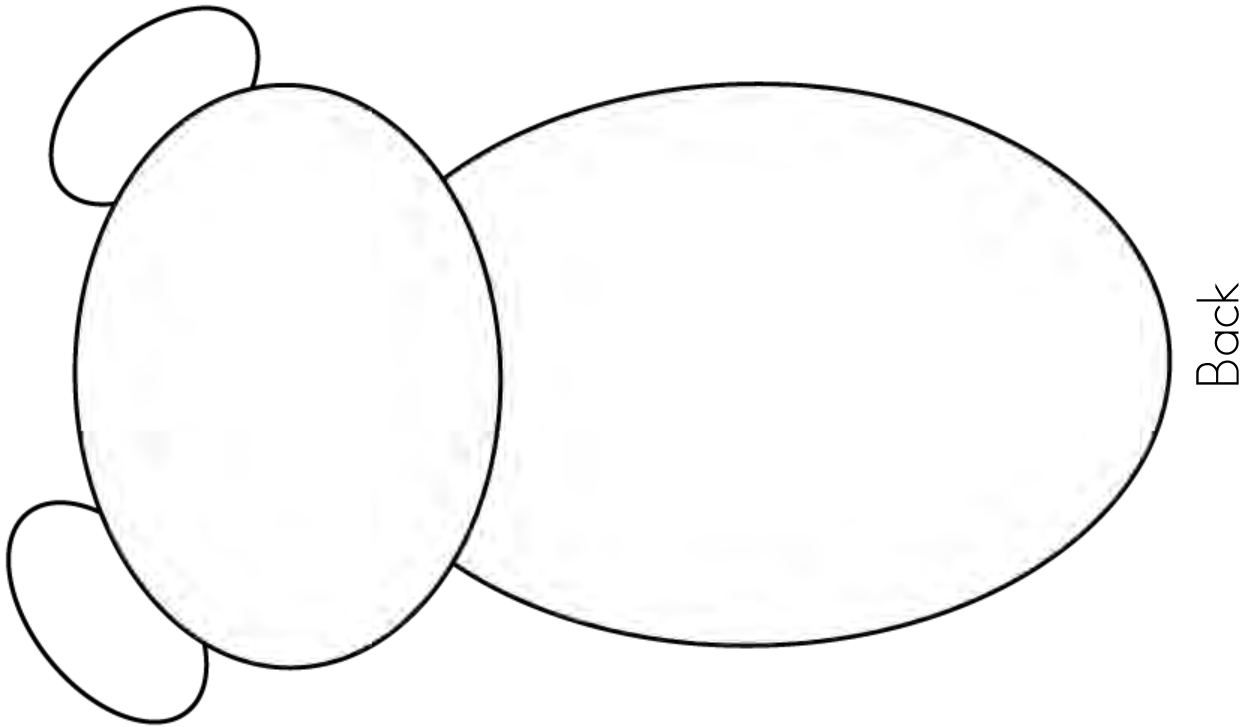
- Place the back piece, coloured side down, on the table.
- Glue the pipe cleaners in an “X” on the back of the body.
- Glue the front body piece on top of the pipe cleaners.



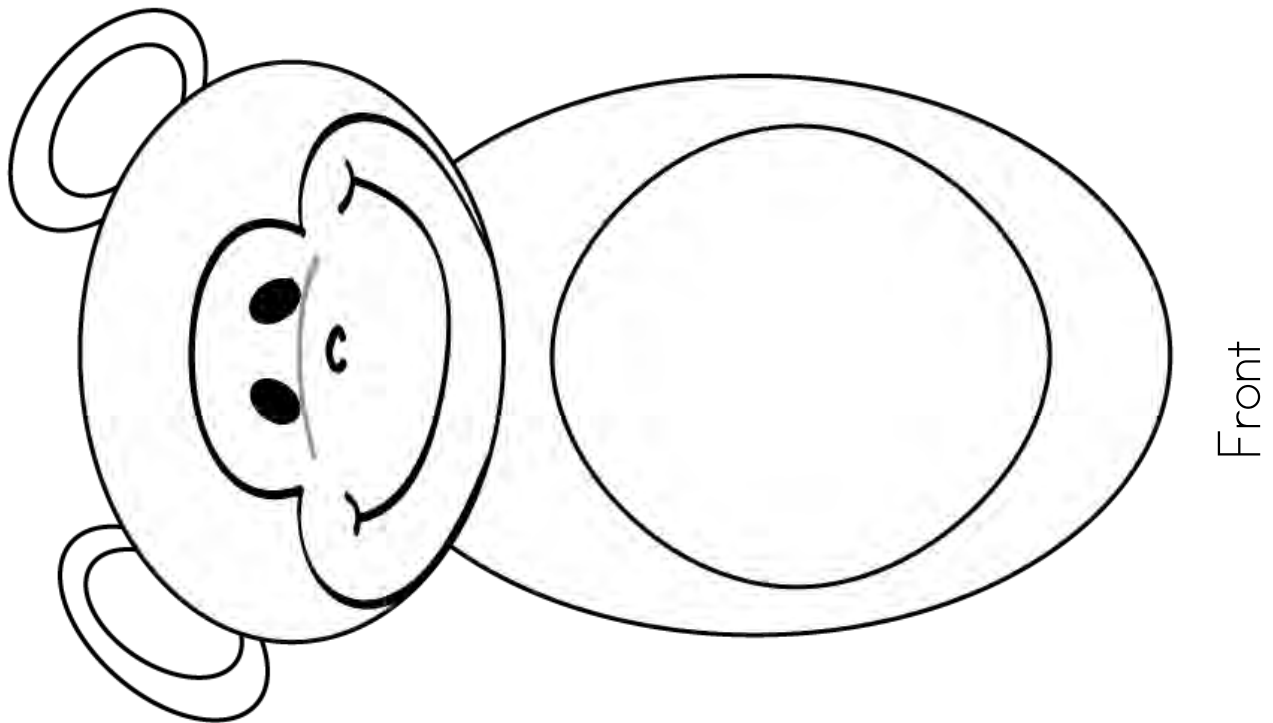
- Turn the monkey over.
- Glue the small piece of pipe cleaner to the bottom to make a tail.
- Let the glue dry.
- Then bend and shape the pipe cleaners into arms, legs and a tail.



# We All Went on Safari Craft Sheet



Back



Front

# What Letter Comes First?

Fill in the first letter of each word.

Draw a line from the word to the matching picture.




s u n

o n k e y

f i r e






g i r a f f e

c o w



# Elephants and Peanuts


Help each elephant find her pile of peanuts.



# What Does Not Belong?

Look at the pictures in each row.

Colour the one that does not belong.





# Greater Than, Less Than, or Equal

>	This symbol means greater than. $8 > 5$
<	This symbol means less than. $5 < 10$
=	This symbol means equal to. $8 = 8$

Fill in each blank with a symbol that makes the statement true.

$3 \underline{\hspace{1cm}} 5$

$1 \underline{\hspace{1cm}} 2$

$9 \underline{\hspace{1cm}} 2$

$7 \underline{\hspace{1cm}} 5$

$0 \underline{\hspace{1cm}} 4$

$8 \underline{\hspace{1cm}} 3$

$8 \underline{\hspace{1cm}} 1$


$2 \underline{\hspace{1cm}} 4$

$7 \underline{\hspace{1cm}} 7$

$3 \underline{\hspace{1cm}} 9$

$5 \underline{\hspace{1cm}} 4$

$0 \underline{\hspace{1cm}} 0$



# Animal Actions

Read the words.

swing

swim

run

Trace the words.

swing


swim

run

Write the words.

<hr/>	<hr/>	<hr/>
<hr/>	<hr/>	<hr/>
<hr/>	<hr/>	<hr/>

Use the words.



The monkey can 

---



The whale can 


---



The tiger can 

---

# Safari Maze



Help the mother hippopotamus find her baby.

Start

