

Patterning and The Very Hungry Caterpillar

by Fran Threewit, Kenwood Elementary School

fthreewit@comcast.net



CONCEPTS	Patterns, Number
SKILLS	Planning and following directions, creating a pattern of days and numbers, recording data
MATERIALS	Pocket chart, pocket chart pictures, sentence strips, crayons or colored pens, scissors, Hungry Caterpillar Record Sheet, five copies of the Hungry Caterpillar Food pictures, a copy of the <i>Very Hungry Caterpillar</i> .
DESCRIPTION	<i>The Very Hungry Caterpillar</i> by Eric Carle provides children with a wonderful literature experience about the life cycle of a caterpillar. Mathematically, it provides the patterning sequence of daily and numerical events as the action proceeds throughout a week.
DIRECTIONS	Read this story to the whole class.

On Sunday a caterpillar hatches out of his egg and is very hungry. While the caterpillar eats its way through an assortment of foods, he increases his intake by one more item each day. On his first day, he eats through one piece of food, on his second, he eats two, and so on. On the next Sunday the caterpillar eats through a nice green leaf and then builds a cocoon around himself. After two weeks in the cocoon he comes out as a beautiful butterfly.

Discuss the story by asking the following questions:

- ✓ What day of the week did the egg hatch into a small caterpillar?
- ✓ Why was the caterpillar so hungry?
- ✓ Was the caterpillar eating the right kind of food to help him grow?
- ✓ How many things did he eat on Monday?
- ✓ Did he eat more or less on Tuesday? How much more?
- ✓ How does that amount compare to what he ate on Wednesday and Thursday?
- ✓ How many things did he eat from Monday through Friday?
- ✓ How many things did he eat on Saturday?
- ✓ Why didn't he feel well on Saturday?

- ✓ For how many weeks was the caterpillar in the cocoon? How many days is that?
- ✓ What day of the week was it when the butterfly came out of the cocoon?

Continued next page...

Give each child a Hungry Caterpillar Recording Chart (on the following pages). Explain that each student will be making a record of what the caterpillar ate on each of the eight different days, will figure out how many things the caterpillar ate all together, and will then record this at the bottom of the page. Then explain that after they have completed their recordings, they will share and use the information for the next activity when they develop a group story graph.

Before creating the story graph, ask students to prepare the pocket chart materials listed below.

- ✓ Color and cut out the correct number of food pictures.
- ✓ Write each day of the week on a sentence strip.
- ✓ Draw and color the following pictures: a small leaf with a small egg on it, a large leaf, a bright sun, eight caterpillars progressing in sizes from small to large, a cocoon, and a beautiful butterfly. Invite the students to bring their completed work to the pocket chart area. As a group develop the story graph below. Recall and retell the sequence of the story by asking the questions listed below.
- ✓ What was the first day of the story and what happened on that day? (Place the Sunday card in the top pocket with the picture of the egg on the leaf and a small caterpillar beside it.)
- ✓ What was the name of the next day and what did the caterpillar eat on that day? (Place the Monday card, the apple picture, and the next size caterpillar in the second pocket of the chart.)
- ✓ Continue by asking the students to name each remaining day and what the caterpillar ate on each day—Tuesday through Saturday. (Place the appropriate cards and pictures in the pocket chart.)
- ✓ Finish the story sequence with the Sunday card and the big, fat caterpillar, the cocoon, and the butterfly pictures. Place them in the bottom pockets of the chart.

The Very Hungry Caterpillar Story Graph

Sunday	leaf with small egg	small caterpillar	sun
Monday	one apple	caterpillar	
Tuesday	two pears	caterpillar	
Wednesday	three plums	caterpillar	
Thursday	four strawberries	caterpillar	
Friday	five oranges	caterpillar	
Saturday	cake	ice cream	pickle Swiss cheese salami cupcake lollipop pie sausage
Sunday	leaf	fat caterpillar	cocoon beautiful butterfly

Eric Carle has created a picture book that opens the minds of children to literature and mathematics. The vivid and colorful illustrations and ingenious layered pages of *The Very Hungry Caterpillar* help young students learn the patterns that occur in the order of the days of the week, count the totals of a sequence of numbers, and observe how a caterpillar turns into a butterfly.

REFERENCE Carle, Eric. *The Very Hungry Caterpillar*. New York: The World Publishing Co., 1984.

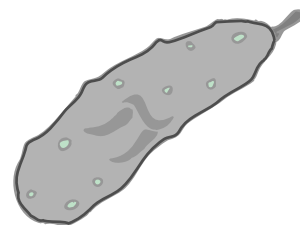

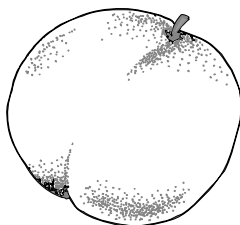







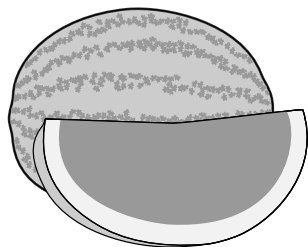


Permission is granted to reproduce and share this article for instructional use by parents, guardians, teachers, and families—provided it is duplicated with full credit given to the author, the California Mathematics Council, and its Journal, the ComMuniCator.

Student Activity Sheets Follow...

Patterning and *The Very Hungry Caterpillar* Hungry Caterpillar Food

by Fran Threewit



**Patterning and *The Very Hungry Caterpillar*
Hungry Caterpillar Recording Chart**

by Fran Threewit

What did the hungry caterpillar eat?

SUNDAY

MONDAY

TUESDAY

WEDNESDAY

THURSDAY

FRIDAY

SATURDAY

SUNDAY

How many things did the Hungry Caterpillar eat?